



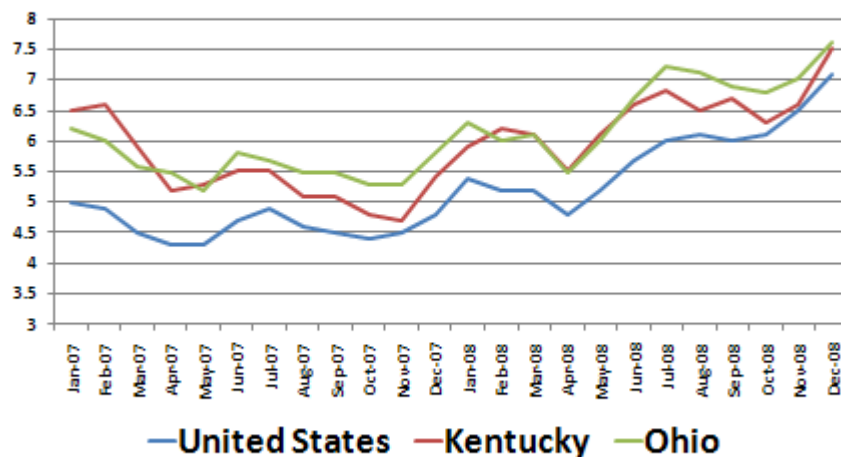
## Data Trends at a Glance

### Cincinnati unemployment rate lower than Kentucky's and Ohio's

Trends over the past 24 months (January 2007 through December 2008)

- The unemployment rate in Ohio and Kentucky has been consistently higher than the rest of the United States (see Chart 1).
  - Kentucky average: 5.9%
  - Ohio average: 6.1%
  - U.S. average: 5.2%
- The unemployment rate in the Cincinnati MSA and the northern Kentucky area has been slightly above the U.S. average (see Chart 2)
- The unemployment rate in the Cincinnati MSA and the northern Kentucky area has been below the Ohio and Kentucky state averages (see Chart 3).
  - Cincinnati MSA average: 5.4%
  - Northern Kentucky average: 5.4%

**Chart 1. Unemployment Rate**  
(not seasonally adjusted)

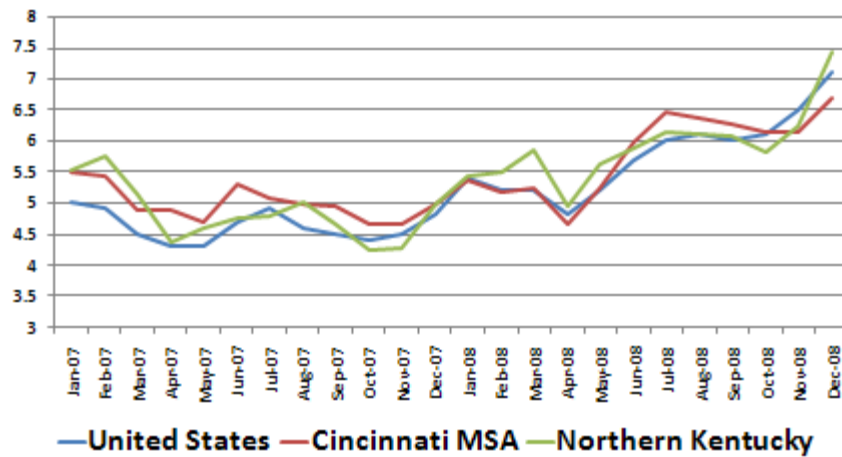


Data for Northern Kentucky is comprised of Boone, Bracken, Campbell, Gallatin, Grant, Kenton and Pendleton counties. An Excel file with monthly unemployment data is available at <http://cead.nku.edu>

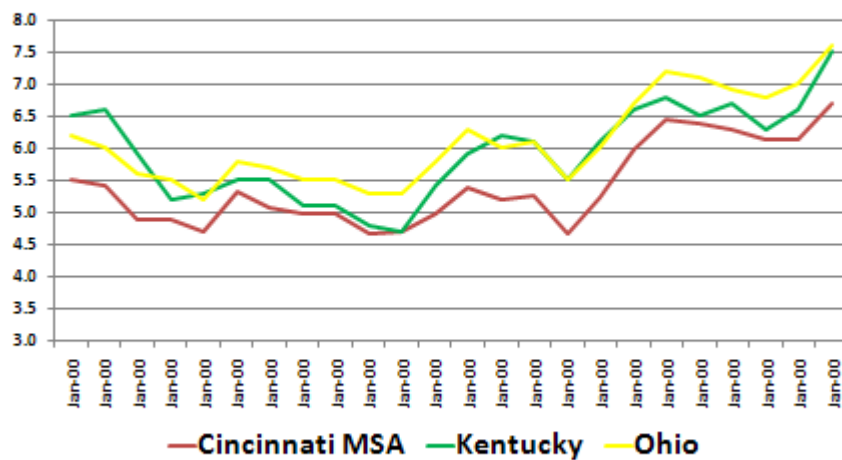


*Center for Economic Analysis and  
Development  
Northern Kentucky University  
Haile/US Bank College of Business*

**Chart 2. Unemployment Rate**  
(not seasonally adjusted)



**Chart 3. Unemployment Rate**  
(not seasonally adjusted)



Data for Northern Kentucky is comprised of Boone, Bracken, Campbell, Gallatin, Grant, Kenton and Pendleton counties. An Excel file with monthly unemployment data is available at <http://cead.nku.edu>